

Interregional Social Enterprise Empowerment

Social entrepreneurship readiness measurement instrument

WEB APPLICATION USER MANUAL

About the evaluation tool

The development of this innovative tool was based on the study entitled "Social Enterprise Empowerment" which was prepared in the framework of the project "I see: Interregional Social Enterprise Empowerment" implemented in the framework of the European Territorial Cooperation Programme INTERREG V-A Greece-Bulgaria 2014-2020.

This tool aims to assess through a multi-factor algorithm the degree of readiness of a business idea for social entrepreneurship through the evaluation of parameters related to the idea, the environment in which it will be implemented as well as the characteristics of the participants in this idea.

The users of the tool are advisors of social entrepreneurship support structures who have been trained in collecting the necessary data through interviews and structured questionnaires so that after entering all the data, the degree of readiness for social entrepreneurship of a group of people with a specific idea can be calculated. The group of individuals may consist of two or more people, although the system does not exclude cases where an idea comes from a single person.

It should be stressed that **this tool is not a self-assessment tool** as the collection of the required data must be carried out by specialised staff of support structures in order for it to be valid and to lead to as accurate an assessment as possible.

The tool aims at empowering the beneficiaries as well as monitoring the maturity of the idea of social entrepreneurship through its use at regular intervals.

Interregional Social Enterprise Empowerment

Social entrepreneurship readiness measurement instrument

[Go to Login](#)

This tool has been produced with the financial assistance of the European Union. The contents of the webpage are sole responsibility of Active Citizens Partnership and can in no way be taken to reflect the views of the European Union, the participating countries the Managing Authority and the Joint Secretariat.

1

Click on [Go to Login](#) to provide login details

Interreg



EUROPEAN UNION

Greece-Bulgaria

I-SEE

European Regional Development Fund

Login

2

Enter your login details and click on **Login**

If you do not have login details as a member of a support structure, please contact Mr. George Bekiaridis at george.bekiaridis@gmail.com

For the demo version use the following
username : demouser
password : !23isee

Main options screen


The screenshot displays the main options screen of a web application. At the top left, there is a header for "Interreg Greece-Bulgaria I-SEE" with the European Union flag. To the right of the header, the user is identified as "demouser" and there is a "Logout" button. A dark sidebar on the left contains an "About" link. The main content area is titled "Dashboard" and features eight colored buttons arranged in two rows. The first row includes "Support Structure" (blue), "Evaluation Test" (green), "Ideas" (orange), and "Individual" (red). The second row includes "Question Category" (orange), "About" (dark blue), "Questionnaire" (light blue), and "Question" (dark blue).

You can return to this screen by clicking on the project logo at the top left.

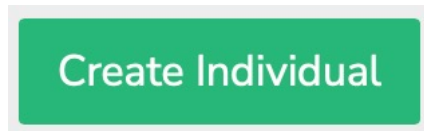
Some actions may not be available based on the rights you have as a user in the system

Creation of a new beneficiary

1 Click on the person on the main screen



2 Click on create person

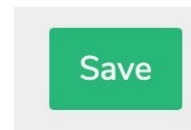


3 Fill in the fields in the form according to the data I have Collect

Create Individual

Firstname <input type="text"/> <small>Firstname cannot be blank.</small>	Education <input type="text" value="Choose education..."/> <small>Education cannot be blank.</small>
Lastname <input type="text"/> <small>Lastname cannot be blank.</small>	Degree <input type="text"/>
Phone <input type="text"/> <small>Phone cannot be blank.</small>	Employed As <input type="text"/> <small>Employed As cannot be blank.</small>
Email <input type="text"/> <small>Email cannot be blank.</small>	Unemployed Years <input type="text"/> <small>Unemployed Years cannot be blank.</small>
Nationality <input type="text"/> <small>Nationality cannot be blank.</small>	Last Job Position <input type="text"/> <small>Last Job Position cannot be blank.</small>
Age <input type="text"/>	Entrepreneur Years <input type="text"/>

4 When the entry is complete I click save to save



Please fill all required fields!

Beneficiary Card

Click on update if I want to update/modify the data


Click on delete to permanently delete

Click on the project logo on the top left to return to the main screen

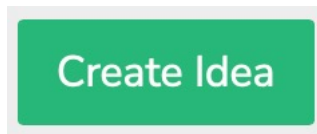
Update Delete	
ID	134
Firstname	Πρώτος
Lastname	Επωφελούμενος
Phone	1234567
Email	1@1.1
Nationality	Ελληνική
Age	27
Civil Status	single
Education	secondary
Degree	Απολυτήριο Λυκείου
Employed As	Άνεργος
Unemployed Years	3
Last Job Position	Υπάλληλος γραφείου
Employment Years	0

Creating a new idea

1 Click on ideas on the main screen



2 Click on Create idea button



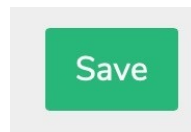
3 Fill in the title and description of the idea in Greek and in any other language(s) I wish (English - Bulgarian)

Create Idea

Name En	Name El	Name Bg
<input type="text"/>	<input type="text"/>	<input type="text"/>
Description En	Description El	Description Bg
<input type="text"/>	<input type="text"/>	<input type="text"/>
Individuals number		
<input type="text"/>		

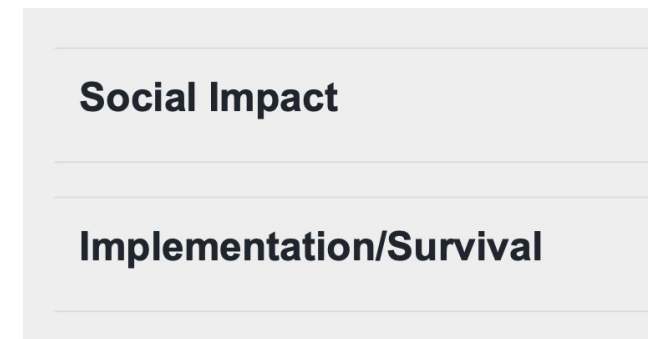
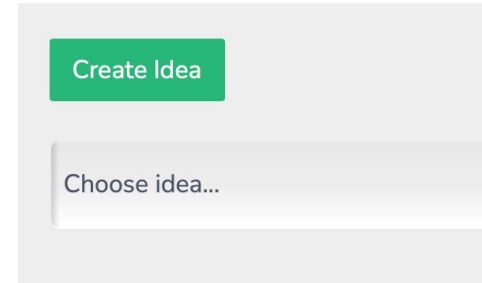
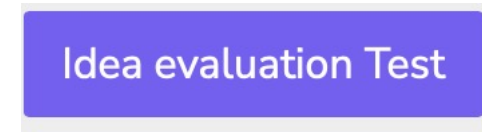
4 Fill the number of people involved in idea

5 When the registration is complete



Idea evaluation test

- 1 Click on the Evaluation test on the main screen
- 2 Click on the Idea evaluation test
- 3 Click on create idea or select an existing idea from the list by clicking on the Choose Idea
- 4 Click on next
- 5 Click on the titles of the modules to enter the data that you have collected



Idea evaluation test

6

Click on next



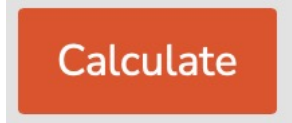
7

Click on finish





8

Click on calculate to calculate the grade of the idea



The grade of the idea, the date of completion and the number of registered answers are displayed

1	Ξενοδοχείο για ζώα	2021-07-13 16:18:22	Idea Evaluation		11	11	48.00
---	--------------------	---------------------	-----------------	--	----	----	-------

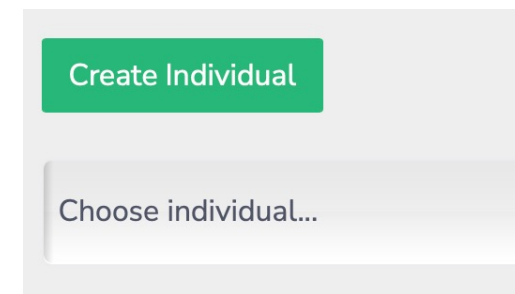
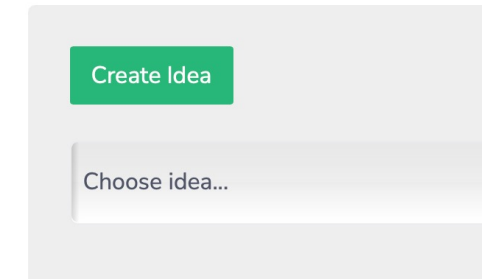
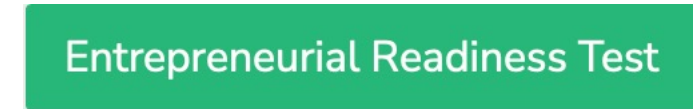
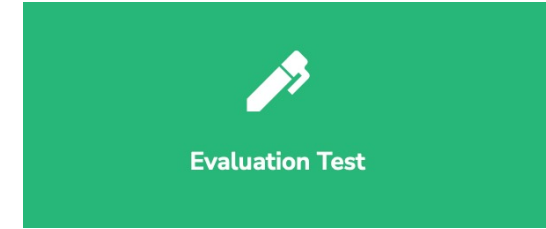


These 3 buttons allow us to view and save the assessment test, edit or delete it

An idea can be evaluated many times at different times.

Beneficiary assessment test

- 1 Click on the assessment test on the main screen
- 2 Click on entrepreneurial readiness test
- 3 Click on create new idea or select an existing idea from the list by clicking on the choose idea option
- 4 Click on next
- 5 Click on create individual or select an existing one from the list by clicking on the choose individual



Beneficiary assessment test

6 Click on next

7 Click on the section titles to enter the data you have collected

8 Click on next

9 Click on finish

Next

Empathic Readiness

Please read the sentences and tick the right number which reflects your personality.

Desirability of Control (Self Efficacy)

For each of the statements listed below, please indicate the response that best represents you on the scale of 1- strongly agree to 5- strongly disagree.

Perceived desirability

Think of the following factors if you had to start your own social business: Please indicate below the answer that best represents your own social business, how would you feel?

Next

Finish

I repeat the steps for all the beneficiaries involved in the idea.













Beneficiary assessment test

- 8 Click on the calculate to calculate the grade of each beneficiary

Calculate

The grade of the idea and the participants, the date of completion and the number of registered answer are displayed

Showing 1-6 of 6 items.

#	Name	Created At	Questionnaire	Calculate	Questions	Completed	Result	Actions
1	Ξενοδοχείο για ζώα	2021-07-13 16:18:22	Idea Evaluation	Calculate	11	11	48.00	  
2	Ξενοδοχείο για ζώα: Επωφελομενος	2021-07-13 16:47:05	Entrepreneurship Readiness	Calculate	139	139	3.31	  
3	Ξενοδοχείο για ζώα: Επωφελομενος	2021-07-13 16:47:07	Entrepreneurship Readiness	Calculate	139	139	3.31	  
4	ΞΕΝΟΔΟΧΕΙΟ ΓΙΑ ΑΠΟΡΑ ΠΑΙΔΙΑ	2021-11-25 07:22:34	Idea Evaluation	Calculate	11	0	-	  



These 3 buttons allow us to view and save the assessment test, edit or delete it